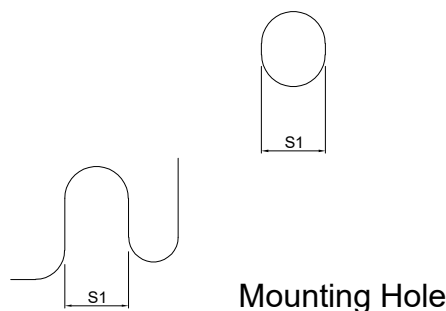

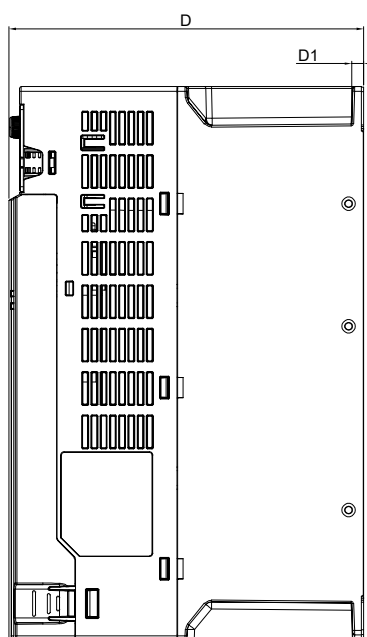
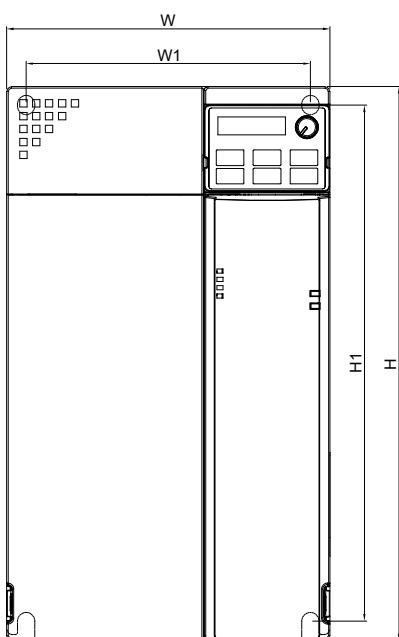


MS300 FRAME F



Mounting Hole

DIMENSION

UNIT:mm[inch]

MODEL	W	W1	H	H1	D	D1	S1
F1	175.0 [6.89]	154.0 [6.06]	300.0 [11.81]	279.5 [11.00]	192.0 [7.56]	6.5 [0.26]	8.4 [0.33]
F2	175.0 [6.89]	154.0 [6.06]	300.0 [11.81]	279.5 [11.00]	244.0 [9.61]	6.5 [0.26]	8.4 [0.33]



DELTA

台達電子工業股份有限公司

DELTA ELECTRONICS, INC.

THESE DRAWINGS AND SPECIFICATIONS ARE THE PROPERTY OF DELTA ELECTRONICS, INC. AND SHALL NOT BE REPRODUCED OR USED AS THE BASIS FOR THE MANUFACTURE OR SELL OF APPARATUSES OR DEVICES WITHOUT PERMISSION.

DOCUMENT NAME

VFD-MS300-F-PD

STANDARD

1.MODEL:

FRAME_F1:

VFD65AMS23ANSAA
 VFD65AMS23ENSAA
 VFD38AMS43ANSAA
 VFD38AMS43ENSAA
 VFD45AMS43ANSAA
 VFD45AMS43ENSAA
 VFD65AMS23ANSHA
 VFD65AMS23ENSHA
 VFD38AMS43ANSHA
 VFD38AMS43ENSHA
 VFD45AMS43ANSHA
 VFD45AMS43ENSHA

FRAME_F2:

VFD38AMS43AFSAA
 VFD45AMS43AFSAA
 VFD38AMS43AFSHA
 VFD45AMS43AFSHA

07	Add. Models: ANSAJ	2019/06/12
06	Add. Drawing_2a For GS20 Series	2019/04/10
00	FIRST ISSUE	2015/09/23
REV.	DESCRIPTION	DATE
DRAWN	Prandtl.Tsai	DESIGN TERRY.LIN